



**СТЕП  
ГРАД**

Међународна конференција  
Савремена теорија и пракса у градитељству XIV

International Conference on Contemporary Theory and Practice in Construction XIV **STEPGRAD**

# **ЗБОРНИК РАДОВА PROCEEDINGS**

[stepgrad.aggf.unibl.org](http://stepgrad.aggf.unibl.org)

11-12.06.2020.



**МЕЂУНАРОДНА КОНФЕРЕНЦИЈА  
САВРЕМЕНА ТЕОРИЈА И ПРАКСА У ГРАДИТЕЉСТВУ XIV**

INTERNATIONAL CONFERENCE ON CONTEMPORARY  
THEORY AND PRACTICE IN CONSTRUCTION XIV

**ЗБОРНИК РАДОВА  
PROCEEDINGS**

**Издавач** Универзитет у Бањој Луци  
**Publisher** Архитектонско-грађевинско-геодетски факултет

University of Banja Luka  
Faculty of Architecture, Civil Engineering and Geodesy  
**За издавача** др Бранкица Милојевић, ванр. професор  
**On behalf of publisher** Brankica Milojević, PhD, associate professor

**Уредници** др Александар Борковић, ванр. професор  
**Editors** Aleksandar Borković, PhD, associate professor


др Мирослав Малиновић, доцент  
Miroslav Malinović, PhD, assistant professor

**ЕЛЕКТРОНСКО ИЗДАЊЕ –  
ДИСТРИБУЦИЈА ПУТЕМ ИНТЕРНЕТ СТРАНИЦЕ  
КОНФЕРЕНЦИЈЕ:  
stepgrad.aggf.unibl.org  
и  
doisrpska.nub.rs/index.php/STPG/index**

DIGITAL PUBLICATION – DISTRIBUTION THROUGH  
CONFERENCE WEB SITE:  
stepgrad.aggf.unibl.org  
and  
doisrpska.nub.rs/index.php/STPG/index

**Бања Лука, 2020.**  
Banja Luka, 2020

**ISSN** 2566-4484



**МЕЂУНАРОДНА КОНФЕРЕНЦИЈА  
САВРЕМЕНА ТЕОРИЈА И ПРАКСА У  
ГРАДИТЕЉСТВУ XIV**

**СТЕПГРАД XIV**

INTERNATIONAL CONFERENCE ON  
CONTEMPORARY THEORY AND  
PRACTICE IN CONSTRUCTION XIV

STEPGRAD XIV

**ЗБОРНИК РАДОВА  
PROCEEDINGS**

**Бања Лука, 11-12. јун 2020.**  
Banja Luka, June 11-12, 2020

## ПРЕДГОВОР

Изузетно нам је задовољство написати овај Предговор за Зборник радова са међународне конференције Савремена теорија и пракса у градитељству XIV – СТЕПГРАД. Конференција је била заказана за 11. и 12. јун у Бањој Луци али је, услед неочекиваних дешавања везаних за појаву коронавируса, морала бити отказана. Упркос томе, Архитектонско-грађевинско-геодетски факултет је одлучио да Зборник радова буде објављен према првобитном плану.

Конференција СТЕПГРАД XIV наставља традицију повезивања истраживача, наставника и стручњака из цијелог свијета, експерата грађевинарства, архитектуре, геодезије и сродних области. Чак и у оваквим ванредним околностима, Конференција је омогућила интеракцију студената, младих инжењера и научника са искуснијим члановима академске и стручне заједнице у циљу дискусије о савременим тенденцијама у градитељству. Њихов допринос је учинио овај Зборник изузетним. Објављени радови пружају увид у актуелно научно и стручно знање из рачунске механике, инжењерских конструкција, грађевинских материјала, саобраћајница, енергетске ефикасности, урбанизма, архитектуре, историје архитектуре, геодезије, образовања инжењера, итд.

Од скоро педесет достављених рукописа, 43 су прихваћена и категорисана. Сваки рад је био прегледан од стране два рецензента, члана Научног одбора. Критеријуми за одабир радова су били њихова актуелност, значај и допринос широкој области градитељства. Поред редовних радова, два позивна рада су доставили др Максимилијан Хартмут са Универзитета у Бечу и др Војкан Ловичић са Универзитета у Љубљани.

Овај Зборник радова ће послужити као корисна референца стручњацима и истраживачима те смо сигурни да ће пружити подстицај за даљња истраживања у предметним областима.

Захваљујемо се свим ауторима и рецензентима на њиховом изузетном доприносу. Посебну захвалност упућујемо нашим спонзорима те свим члановима Организационог одбора и Радног тима.

Александар Борковић  
Мирослав Малиновић

уредници

## **FOREWORD**

It gives us great satisfaction to write this Foreword to the Proceedings of the International Conference on Contemporary Theory and Practice in Construction XIV - STEPGRAD. The Conference was scheduled for 11th and 12th June 2020 in Banja Luka. Due to the unfortunate course of events, caused by the spread of the coronavirus, the Conference event had to be cancelled. Nevertheless, the Faculty of Architecture, Civil Engineering and Geodesy decided to publish the Proceedings as planned.

Conference STEPGRAD XIV continues a tradition of bringing together researchers, academics and professionals from all over the world, experts in Civil Engineering, Architecture, Geodesy, and related fields. Despite these extraordinary circumstances, the Conference enables the interaction of research students, young academics and engineers with the more experienced academic and professional community to present and to discuss current accomplishments. Their contributions make these Proceedings outstanding. The published papers provide the most recent scientific and professional knowledge in the fields of Computational mechanics, Structural engineering, Building materials, Road planning, Energy efficiency, Urban planning, Architecture, History of architecture, Surveying, Education of engineers, etc.

Almost fifty manuscripts were submitted while 43 of them was accepted and categorized. Each contributed paper was refereed by the two reviewers, members of the Scientific committee. The papers were refereed based on their interest, relevance, innovation and application to the broad field of Construction. In addition to the regular papers, two invited keynote papers were delivered by Maximilian Hartmuth PhD from the University of Vienna, and by Vojkan Jovičić PhD from the University of Ljubljana.


These Proceedings will furnish the scientists and professional as an excellent reference book. We trust that it will give an impetus for further studies in all subject areas.

We thank all the authors and reviewers for their valuable contributions. Special thanks go to our sponsors and the members of Organizational committee and Working team.

Aleksandar Borković  
Miroslav Malinović

Editors

ЗЛАТНИ СПОНЗОР GOLDEN SPONSOR



**INTEGRAL**  
**INŽENJERING a.d.**

**ПРИЈАТЕЉИ КОНФЕРЕНЦИЈЕ**  
**CONFERENCE FRIENDS**



**MIXED HOLDING**  
**"POWER UTILITY OF THE REPUBLIC OF SRPSKA"**  
Parent Joint-stock Company Trebinje

## ОРГАНИЗАТОР ORGANISER

**Универзитет у Бањој Луци**  
**Архитектонско-грађевинско-геодетски факултет**  
University of Banja Luka  
Faculty of Architecture, Civil Engineering and Geodesy



## СУОРГАНИЗАТОРИ CO-ORGANISERS

### ICOMOS International

**Грађевински факултет, Тјенђин Ченгјан универзитет**  
School of Civil Engineering, Tianjin Chengjian University

ICOMOS  
International Council on Monuments and Sites



**Машински факултет, Аристотелов универзитет у Солуну**  
Faculty of Engineering, School of Mechanical Engineering, Aristotle  
University of Thessaloniki



### EURAXESS International

**EURAXESS Босна и Херцеговина**  
EURAXESS Bosnia and Herzegovina



**Институт за земљотресно инжењерство и инжењерску**  
**сеизмологију, Скопље**  
Institute of Earthquake Engineering & Engineering Seismology, Skopje



**Архитектонски факултет, Универзитет у Београду**  
Faculty of Architecture, University of Belgrade



**Архитектонски факултет, Универзитет Црне Горе**  
Faculty of Architecture, University of Montenegro




**Факултет техничких наука, Универзитет у Новом Саду**  
Faculty of Technical Sciences, University of Novi Sad



**Грађевински факултет, Универзитет Црне Горе**  
Faculty of Civil Engineering, University of Montenegro



**Национални комитет ICOMOS у Босни и Херцеговини**  
National Committee ICOMOS in Bosnia and Herzegovina



**Грађевински факултет, Универзитет у Сарајеву**  
Faculty of Civil Engineering,  
University of Sarajevo



**Архитектонски факултет, Универзитет у Сарајеву**  
Faculty of Architecture, University of Sarajevo



**Републички хидрометеоролошки завод Републике Српске**  
Republic Hydrometeorological Institute, Banja Luka



**Привредна комора Републике Српске**  
Chamber of Commerce and Industry of the Republic of Srpska





**проф. др Александар Борковић, директор Конференције**  
**доц. др Мирослав Малиновић, замјеник директора Конференције**

Associate Prof. Aleksandar Borković, PhD, Conference director  
Assistant Prof. Miroslav Malinović, Deputy Conference director

## **ОРГАНИЗАЦИОНИ ОДБОР ORGANISING COMMITTEE**

- Бранкица Милојевић, Архитектонско-грађевинско-геодетски факултет, Универзитет у Бањој Луци, предсједник** Brankica Milojević, Faculty of Architecture, Civil Engineering and Geodesy, University of Banja Luka, president
- Тошијуки Коно ICOMOS International** Toshiyuki Kono ICOMOS International
- Хаиланг Ванг Грађевински факултет, Универзитет Тјенђин Ченгјан** Hailian Wang School of Civil Engineering, Tianjin Chengjian University
- Агис Пападопулос Машински факултет, Аристотелов универзитет у Солуну** Agis Papadopoulos Faculty of Engineering, School of Mechanical Engineering, Aristotle University of Thessaloniki
- Laura Sancho Andres EURAXESS International** Laura Sancho Andres EURAXESS International
- Марина Антић EURAXESS Босна и Херцеговина** Marina Antić EURAXESS Bosnia and Herzegovina
- Радмила Шалић Институт за земљотресно инжењерство и инжењерску сеизмологију, Скопље** Radmila Šalić Institute of Earthquake Engineering & Engineering Seismology, Skopje
- Будимир Судимац Архитектонски факултет, Универзитет у Београду** Budimir Sudimac Faculty of Architecture, University of Belgrade
- Светислав Поповић Архитектонски факултет, Универзитет Црне Горе** Svetislav Popović Faculty of Architecture, University of Montenegro
- Дејана Недучин Факултет техничких наука, Универзитет у Новом Саду** Dejana Nedučin Faculty of Technical Sciences, University of Novi Sad
- Марина Ракочевић Грађевински факултет, Универзитет Црне Горе** Marina Rakočević Faculty of Civil Engineering, University of Montenegro
- Љилјана Шево Национални комитет ICOMOS у Босни и Херцеговини** Ljiljana Ševo National Committee ICOMOS in Bosnia and Herzegovina
- Емина Хацић Грађевински факултет, Универзитет у Сарајеву** Emina Hadžić Faculty of Civil Engineering, University of Sarajevo
- Емир Фејзић Архитектонски факултет, Универзитет у Сарајеву** Emir Fejzić Faculty of Architecture, University of Sarajevo
- Сњежана Цвијић Амулић Републички хидрометеоролошки завод Републике Српске** Snježana Cvijić Amulić Republic Hydrometeorological Institute, Banja Luka
- Борко Ђурић Привредна комора Републике Српске** Borko Đurić Chamber of Commerce and Industry of the Republic of Srpska

## НАУЧНИ ОДБОР

Проф. др Драган Милашиновић, Универзитет у Новом Саду, предсједник

Агис М. Пападопулос, Универзитет у Солуну  
Адриана Бјелановић, Свеучилиште у Ријеци  
Азра Куртовић, Универзитет у Сарајеву  
Акош Торок, Универзитет технологије и економије у Будимпешти  
Александар Борковић, Универзитет у Бањој Луци  
Александар В. Радевић, Универзитет у Београду  
Александар Савић, Универзитет у Београду  
Александра Ђукић, Универзитет у Београду  
Александра Крстић-Фурунџић, Универзитет у Београду  
Ален Жунић, Универзитет Колумбија  
Аленка Фикфак, Универзитет у Љубљани  
Ана Радивојевић, Универзитет у Београду  
Ања Б. Раићеловић, Универзитет у Београду  
Барбара Карлеуша, Свеучилиште у Ријеци  
Биљана Антуновић, Универзитет у Бањој Луци  
Биљана Шћепановић, Универзитет Црне Горе  
Борислава Благојевић, Универзитет у Нишу  
Бошко Д. Стевановић, Универзитет у Београду  
Бранкица Милојевић, Универзитет у Бањој Луци  
Бранко Божић, Универзитет у Београду  
Будимир Судимац, Универзитет у Београду  
Валентина Голубовић-Бугарски, Универзитет у Бањој Луци  
Весна Послончец-Петрић, Свеучилиште у Загребу  
Владан Ђокић, Универзитет у Београду  
Властимир Радоњанин, Универзитет у Новом Саду  
Влатко Шешов, Институт за земљотресно инжењерство и инжењерску сеизмологију, Скопље  
Војкан Јовичић, Универзитет у Љубљани  
Горан Ћировић, Универзитет у Новом Саду  
Дарија Гајић, Универзитет у Бањој Луци  
Дејана Недучин, Универзитет у Новом Саду  
Диана Ступар, Универзитет у Бањој Луци  
Драган Лукић, Универзитет у Новом Саду  
Драган Маринковић, Технички универзитет у Берлину  
Драган Николић, Висока грађевинско-геодетска школа Београд  
Драгица Јевтић, Универзитет у Београду  
Драгослав Стојић, Универзитет у Нишу  
Дубравка Бјеговић, Свеучилиште у Загребу  
Душан Јовановић, Универзитет у Новом Саду  
Душан Продановић, Универзитет у Београду  
Елша Туркушић Јурић, Универзитет у Сарајеву  
Жанеса Љево, Универзитет у Сарајеву  
Жељко Бачић, Свеучилиште у Загребу  
Златко Карач, Свеучилиште у Загребу  
Зоран Ракићевић, Институт за земљотресно инжењерство и инжењерску сеизмологију, Скопље  
Зринка Баришић Маренић, Свеучилиште у Загребу

Иван Млинар, Свеучилиште у Загребу  
Игор Емри, Универзитет у Љубљани  
Игор Јокановић, Универзитет у Новом Саду  
Илија Лалошевић, Универзитет Црне Горе  
Јакоб Шуштершич, Институт за испитивање материјала и примјену, Трзин  
Јасенка Чакарић, Универзитет у Сарајеву  
Јелена Пејовић, Универзитет Црне Горе  
Криси Посиу, Национални технички универзитет у Атини  
Лара Сливник, Универзитет у Љубљани  
Луција Ажман Момирски, Универзитет у Љубљани  
Маја Росо Поповац, Универзитет Џемал Биједић  
Максимилијан Хартмут, Универзитет у Бечу  
Марија Т. Нефовска-Даниловић, Универзитет у Београду  
Марина Ракочевић, Универзитет Црне Горе  
Марко Иветић, Универзитет у Београду  
Марко Пинтерич, Универзитет у Марибору  
Мери Цветковска, Универзитет Свети Ћирило и Методије  
Мехмед Чаушевић, Свеучилиште у Ријечи  
Мила Пуцар, Институт за архитектуру и урбанизам  
Милева С. Самарцић-Петровић, Универзитет у Београду  
Милена Динић Бранковић, Универзитет у Нишу  
Миленко Пржуљ, Универзитет у Сарајеву  
Милена Кркљеш, Универзитет у Новом Саду  
Мирјана Малешев, Универзитет у Новом Саду  
Миро Говедарица, Универзитет у Новом Саду  
Мирослав Малиновић, Универзитет у Бањој Луци  
Нађа Куртовић-Фолић, Универзитет у Новом Саду  
Наталија Беде, Свеучилиште у Ријечи  
Невена Новаковић, Универзитет у Бањој Луци  
Невенка Ожанић, Свеучилиште у Ријечи  
Павле Крстић, Универзитет у Сарајеву  
Петар Гверо, Универзитет у Бањој Луци  
Саја Косановић, Универзитет у Приштини са привременим сједиштем у Косовској Митровици  
Сандра Косић-Јеремић, Универзитет у Бањој Луци  
Славица Стаматовић Вучковић, Универзитет Црне Горе  
Слађана Миљановић, Универзитет у Сарајеву  
Сњежана Максимовић, Универзитет у Бањој Луци  
Хаилианг Ванг, Тјенђин Ченгјан универзитет  
Хуан Луис Ривас Наваро, Универзитет у Гранади  
Чедомир Зељковић, Универзитет у Бањој Луци  
Ценана Биједић, Универзитет у Сарајеву  
Џонгсиан Лиу, Тјенђин Ченгјан универзитет  
Шима Махмуд, Универзитет Суцекког Канала  
Шиникиро Накашима, Универзитет Јамагучи

## SCIENTIFIC COMMITTEE

Prof. Dragan Milašinović, PhD, University of Novi Sad, chair

Agis Papadopoulos, Aristotle University of Thessaloniki  
Adriana Bjelanović, University of Rijeka  
Azra Kurtović, University of Sarajevo  
Ákos Török, Budapest University of Technology and Economics  
Aleksandar Borković, University of Banja Luka  
Aleksandar V. Radević, University of Belgrade  
Aleksandar Savić, University of Belgrade  
Aleksandra Đukić, University of Belgrade  
Aleksandra Krstić-Furundžić, University of Belgrade  
Alen Žunić, Columbia University  
Alenka Fikfak, University of Ljubljana  
Ana Radivojević, University of Belgrade  
Anja B. Randelović, University of Belgrade  
Barbara Karleuša, University of Rijeka  
Biljana Antunović, University of Banja Luka  
Biljana Šćepanović, University of Montenegro  
Borislava Blagojević, University of Nis  
Boško D. Stevanović, University of Belgrade  
Brankica Milojević, University of Banja Luka  
Branko Božić, University of Belgrade  
Budimir Sudimac, University of Belgrade  
Valentina Golubović-Bugarski, University of Banja Luka  
Vesna Poslončec-Petrić, University of Zagreb  
Vladan Đokić, University of Belgrade  
Vlastimir Radonjanin, University of Novi Sad  
Vlatko Šešov, Institute of Earthquake Engineering and  
Engineering Seismology, Skopje  
Vojkan Jovičić, University of Ljubljana  
Goran Ćirović, University of Novi Sad  
Darija Gajić, University of Banja Luka  
Dejana Nedučin, University of Novi Sad  
Diana Stupar, University of Banja Luka  
Dragan Lukić, University of Novi Sad  
Dragan Marinković, Technical University of Berlin  
Dragan Nikolić, University College of Civil Engineering and Geodesy, Belgrade  
Dragica Jevtić, University of Belgrade  
Dragoslav Stojić, University of Nis  
Dubravka Bjegović, University of Zagreb  
Dušan Jovanović, University of Novi Sad  
Dušan Prodanović, University of Belgrade  
Elša Turkušić Jurić, University of Sarajevo  
Žanesa Ljevo, University of Sarajevo  
Željko Bačić, University of Zagreb, Croatia  
Zlatko Karač, University of Zagreb  
Zoran Rakićević, Institute of Earthquake Engineering and  
Engineering Seismology, Skopje  
Zrinka Barišić Marenčić, University of Zagreb

Ivan Mlinar, University of Zagreb  
Igor Emri, University of Ljubljana  
Igor Jokanović, University of Novi Sad  
Ilija Lalošević, University of Montenegro  
Jakob Šušteršič, Institute for Research in Materials and Applications, Trzin  
Jasenka Čakarić, University of Sarajevo  
Jelena Pejović, University of Montenegro  
Chryssy Potsiou, National Technical University of Athens  
Lara Slivnik, University of Ljubljana  
Lucija Ažman Momirski, University of Ljubljana  
Maja Roso Popovac, University Džemal Bijedić of Mostar  
Maximilian Hartmuth, University of Vienna  
Marija T. Nefovska-Danilović, University of Belgrade  
Marina Rakočević, University of Montenegro  
Marko Ivetić, University of Belgrade  
Marko Pinterič, University of Maribor  
Meri Cvetkovska, Ss. Cyril and Methodius University, Skopje  
Mehmed Čaušević, University of Rijeka  
Mila Pucar, Institute of Architecture and Urban & Spatial Planning of Serbia  
Mileva S. Samardžić-Petrović, University of Belgrade  
Milena Dinić Branković, University of Nis  
Milenko Pržulj, University of Zagreb  
Milena Krklješ, University of Novi Sad  
Mirjana Malešev, University of Novi Sad  
Miro Govedarica, University of Novi Sad  
Miroslav Malinović, University of Banja Luka  
Nađa Kurtović-Folić, University of Novi Sad  
Natalija Bede, University of Rijeka  
Nevena Novaković, University of Banja Luka  
Nevenka Ožanić, University of Rijeka  
Pavle Krstić, University of Sarajevo  
Petar Gvero, University of Banja Luka  
Saja Kosanović, University of Pristina, Kosovska Mitrovica  
Sandra Kosić-Jeremić, University of Banja Luka  
Slavica Stamatović Vučković, University of Montenegro  
Slađana Miljanović, University of Sarajevo  
Snježana Maksimović, University of Banja Luka  
Wang, Hailiang, Tianjin Chengjian University, Tianjin  
Juan Luis Rivas Navarro, University of Granada  
Čedomir Zeljković, University of Banja Luka  
Dženana Bijedić, University of Sarajevo  
Zhongxian Li, Tianjin Chengjian University, Tianjin  
Shimaa M. Ahmed, Suez Canal University  
Shinichiro Nakashima, Yamaguchi University, Japan

## **УРЕДНИЦИ**

проф. др Александар Борковић  
доц. др Мирослав Малиновић

## **УРЕЂИВАЧКИ ОДБОР**

проф. др Миодраг Регодић  
проф. др Мато Уљаревић  
доц. др Тања Тркуља

доц. др Маја Илић, технички уредник  
Гордана Јаковљевић, веб администратор  
Драгана Зелјић, технички администратор  
Дајана Папас, помоћник техничког уредника  
Игор Кувач, графички уредник  
Јелена Пажин, лектор

## **ИЗВРШНИ ОРГАНИЗАЦИОНИ ОДБОР**

доц. др Гордана Броћета  
доц. др Малина Чворо  
проф. др Биљана Антуновић

## **EDITORS**

Associate Prof. Aleksandar Borković, PhD  
Assistant Prof. Miroslav Malinović, PhD

## **EDITORIAL COMMITTEE**

Full Prof. Miodrag Regodić, PhD  
Full Prof. Mato Uljarević, PhD  
Assistant Prof. Tanja Trkulja, PhD

Assistant Prof. Maja Ilić, PhD, technical editor  
Gordana Jakovljević, web administrator  
Dragana Zeljić, technical administrator  
Dajana Papaz, assistant technical editor  
Igor Kuvač, PhD, design associate  
Jelena Pažin, proofreader

## **EXECUTIVE ORGANISATIONAL COMMITTEE**

Assistant Prof. Gordana Broćeta  
Assistant Prof. Malina Čvoro  
Associate Prof. Biljana Antunović



**Mihailo Muravlјov**, mmuravlјov@gmail.com, Faculty of Civil Engineering, University of Belgrade

**Petar Anagnosti**, anagpetar@gmail.com, Faculty of Civil Engineering, University of Belgrade

**Aleksandar R. Savić**, savic.alexandar@gmail.com, Faculty of Civil Engineering, University of Belgrade

## THE LABORATORY INVESTIGATIONS OF HIGH-DENSITY POLYETHYLENE DRAINS FOR APPLICATION IN TAILINGS

### *Abstract:*

For the purposes of draining material deposited in the tailings pond under construction, there was a need to examine the properties of the high-density polyethylene drain tubes and the consisting materials in order to assess their adequacy in the specific conditions. The conducted laboratory investigations of the samples cut from the tubes included: determination of bulk density, tensile strength in the tangential direction, as well as the compressive strength in a radial direction. Representative samples of the tubes themselves were tested in two different loading dispositions, in order to record the load-deflection effects. The test results indicated the specific behavior of the tested material in service conditions.

*Keywords: plastics, physical and mechanical properties, drain tubes, loading.*

## ЛАБОРАТОРИЈСКА ИСПИТИВАЊА ДРЕНАЖНИХ ЦЕВИ ОД ПОЛИЕТИЛЕНА ВЕЛИКЕ ГУСТИНЕ ЗА УПОТРЕБУ У ЈАЛОВИШТУ

### *Сажетак:*

За потребе дренаже материјала одложеног на јаловишту у изградњи појавила се потреба за испитивањем карактеристика дренажних цеви од полиетилена велике густине, ради процене адекватности у конкретним условима. Спроведена испитивања материјала обухватила су одређивање запреминске масе, чврстоће при затезању у тангенцијалном правцу, као и чврстоће при притиску у радијалном правцу пружања цеви на узорцима извађеним из цеви. Узорци самих цеви испитани су при две диспозиције оптерећења у циљу снимања напонско-деформацијских ефеката. Резултати испитивања указали су на специфичности понашања конкретног материјала у условима експлоатације.

*Кључне ријечи: пластичне масе, физичко-механичка својства, дренажне цеви, оптерећења.*

## 1. INTRODUCTION

The wide use of plastic materials is enabled by their low cost, ease of production, adaptability and acceptable mechanical properties. Since the nineteenth century, many different forms of plastics were developed, replacing traditional materials such as wood, stone, clay, metals and concrete [1]. The main disadvantages of majority polymeric products include the reduced durability and overall low corrosive resistance, all connected to the properties of polymeric bonds in the product. The use of other substances such as fillers, emulsifiers and stabilizers can significantly expand the lifespan of some plastics. Therefore, plastics use is so widespread, that the plastic pollution occurs to be one of the biggest environmental concerns. Some frequently used products, such as disposable plastic bottles, bags, and other plastic containers can negatively affect the natural environment and harm plants, animals and humans. Contemporary approach to plastics manufacturing implements the principles of sustainable development, making the use of renewable materials for production of plastics more prominent [2]. This means that the affirmations of plastics can be amplified by their proper production, use and thorough knowledge of their properties.

On the basis of recent analyses, the most common thermoplastic mass produced worldwide is polyethylene and it is used for wide range of everyday applications [3]. The biggest production, according to data from 2016 [4], was Asia (53% of the worldwide production), followed by North America (20%), Europe (15%), South America (3.5%), Africa (2.5%) and other (6%). Global high density polyethylene (HDPE) market is in its steady growth, with the global annual expansion rate of approximately 3 billion US\$, and was forecasted to grow more than US\$84000000 by 2023. Rise in demand for plastic pipes being widely used as a substitute for domestic plumbing was recognized as the major driving force for this material in the global market. HDPE is a form of polyethylene favorable for its' high strength to density ratio. This property makes it attractive for different types of pipelines - drinkable water, sewage and drainage. The HDPE shows high water impermeability, corrosion resistance and possess significantly lower weight than many other traditional materials. It is abrasion resistant, highly resistant to stress cracks and tough. Other advantages of HDPE include good processability, lower production costs and lower transportation costs. Traditional elements for this application, concrete and steel tubes are being replaced by the HDPE, mainly due to their durability issues. The disadvantages of HDPE include high thermal expansion coefficient, bonding issues, lower strength and high deformability in comparison to traditional materials. These are the boundaries for HDPE applications, where one or more properties occur insufficient in the specific conditions. Concrete and steel remain better choices for such applications, provided that the requirements regarding durability, load bearing capacity, proper casting, placement, maintenance and other are met. To justify or rule out the use of HDPE, suitable laboratory investigations become essential, providing various simulations of exploitation conditions and data needed for assessment of material suitability.

In the case described in this study, a range of laboratory tests were performed on one type of HDPE tubes (pipes), with defined geometry and materialization, to assess the applicability in the tailings site, where significant heights of deposits are expected to occur in the future. Based on the requirements of the specific application in the tailing site, key parameters were recognized and set for the tests. The tests included following: geometrical, physical, mechanical and deformational properties. This study was conducted in several phases, with common geometrical and physical tests performed in the beginning. Following these tests, new samples were obtained from the pipes delivered on site, and the load bearing capacity and deflections under deposited soil layers were investigated. Such approach implied proper sample preparation techniques, and new testing setups, which will be explained further in the paper.

## 2. INVESTIGATIONS OF THE USED TUBE

Physical and mechanical properties of HDPE available in the data sheets provided by the producer are shown in the Table 1. This information includes results of tests done in accordance with standard procedures BS 4962 [5] and EN 10204 [6]. Also, impact resistance and tightness of elastomeric sealing ring joint complied with the requirements, according to the relevant standards EN 744 [7] and EN ISO 13259 [8], respectively.



Table 1. *Properties of the tested HDPE tubes*

Raw material	High density polyethylene
Appearance	Smooth surface, both inside and outside
Perforation	1/3
Outside diameter	500.0-504.5 mm
Wall thickness	55.8-61.5 mm
Ovality	2.0 mm
Collective surface	630 cm <sup>2</sup> /m, 5.2 %/m
Distance between perforation channels	56 mm
Perforation channel width	4.8 mm
Longitudinal reversion	1.5%
Compress Test maximum force	31.2 kN
Compress Test deflection at maximum force	12.1 mm
Melt flow rate of material (tube)	0.2-1.4 g/10 min
Resistance to internal pressure	180+ hours

## 2.2. Physical and mechanical properties

In the first phase, the geometrical properties of the samples were measured and proved to comply with the producer's datasheet. Some of the properties given in the table 1, were not subject to testing, according to the requirement given by the client.

The investigations of basic physical and mechanical properties of the HDPE were conducted on samples shown on Figure 1.

Dimensions of the samples cut out from the pipes were roughly 40 by 160 mm, 20 mm thick, for the tensile testing. Figure 1 holds more specific geometry measurements, in mm. Tensile testing velocity was set to 50 mm/min. The samples for the compressive strength were 40 mm cubes. Both the fracture point and testing velocity were set with regard to the lateral deformation of the specimen. The compressive fracture (defined by the moment when lateral deformation was visible, with no significant increase in load) was to occur between 1 min and 5 min after the start of test.

The dimensions of the specimen were chosen in order to provide samples as big as possible, with respect to the geometry of the pipes. Although HDPE can be regarded homogeneous, this had to be proved to be true in the specific geometry and form of pipes.

The conventional cutting techniques with saw, when applied to this product, result in change of the properties of the material (mainly in the superficial 3 mm thick layer), due to the higher temperatures occurring in the process. This change is visible, due to the change into the darker shade of gray of the cut part of the material. Thus, the samples were extracted from the tubes using waterjet cutting technology, in order to provide minimal change in properties of the materials induced by cutting process.

The results of these investigations are shown in Table 2. All the tests were done in triplicate.

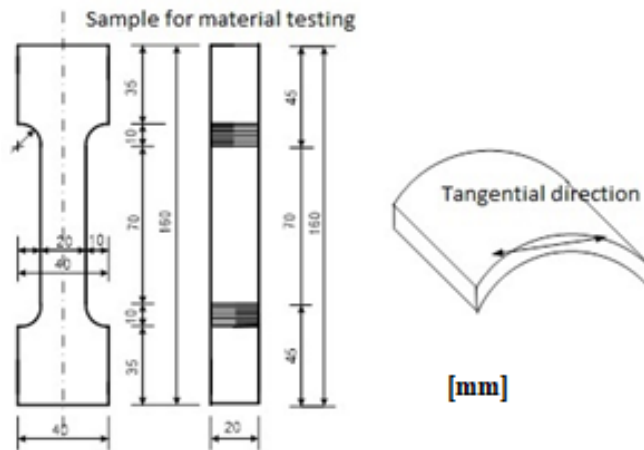


Figure 1. Geometry of the samples for the investigations and their extraction from the HDPE tubes

The investigation included tensile and compressive strength tests, as well as measurements of density.

Table 2. Results of compressive strength, tensile strength and density of the HDPE

Conducted test	Individual test results	Average (stdev)
Density (kg/m <sup>3</sup> )	929	932 (5.20)
	929	
	938	
Compressive strength (kPa)	33.3	33.9 (0.98)
	33.3	
	35.0	
Tensile strength (kPa)	28.9	27.6 (1.28)
	26.3	
	27.7	

For measurement of dimensions, a digital caliper "Controls" with range of 100 mm and precision of 0.01 mm was used. The mass of the samples was recorded using hydrostatic balance "Kern" with range of 35 kg and precision of 0.1 g. Tensile strength was obtained on "Shimadzu" tensile testing machine with the range of 200 kN and precision of 0.1 kN. Compressive strength tests were performed with the aid of "Amsler" compressive testing machine, with the range of 20 kN and the precision of 0.1 kN. The results of these investigations are shown in table 2. After testing of compressive and tensile strength, the samples have shown substantial plastic deformation, without signs of spalling or crumbling (Figure 2).



Figure 2. The appearance of the samples after failure in cases of testing compressive strength (left) and tensile strength (right)

### 2.3. Investigations of load bearing capacity of the hdpe tube

As already noted, the intended use of the perforated tubes was for the tailings disposal area, to be filled with the 35 meters high layer of tailing soil above the tubes, with the density of approximately  $2000 \text{ kg/m}^3$ . According to that condition, exploitation requirement have arisen for the tube to withstand the load of  $70 \text{ t/m}^2$ . Having in mind that the tube was  $0.5 \text{ m}$  wide, the equivalent linear load (for  $1.0 \text{ m}$  long tube segment) was therefore  $V_{\text{rac}} = 0.5 \cdot 1.0 \cdot 70.0 = 35 \text{ t/m} = 350 \text{ kN/m}$ .

Furthermore, the technical requirements for the application of the tubes in this case state the safety factor of  $1.3$ , meaning that the tube has to withstand  $30\%$  higher load values, equivalent to the depth of  $45.5 \text{ m}$  in the tailings soil. This value is equivalent to the load of  $45.5 \cdot 2.0 = 91.0 \text{ t/m}^2 = 910 \text{ kN/m}^2 = 910 \text{ kPa}$  for the soil with  $2000 \text{ kg/m}^3$ .

Besides the stated requirement defined for the load bearing capacity, there was another requirement regarding deformability of the tube. The deflection of the tube under the stated load was set to be lower than  $30 \text{ mm}$ , representing the ultimate deformation of  $6\%$  of the total diameter of the tube. The investigations were conducted in accordance to the standard ATV-DVWK-A 127E [9].

For this analysis, two possible dispositions were adopted for the investigation, one in which the tube had free lateral deflections, and the second one, where the lateral deflections were limited by the rigid frame. The later disposition was adopted to simulate the lateral soil pressure acting on the tube in the exploitation conditions.

#### 2.3.1. The investigation of the tube with free lateral deflections

Due to the space limitations between the plates of the compressive testing machine, the investigation was conducted on the  $25 \text{ cm}$  long sample, with free lateral deflections of the samples, according to the disposition shown in Figure 3. The force-controlled load  $V$  was applied, while the vertical deflections  $\Delta v$  were measured during the process.

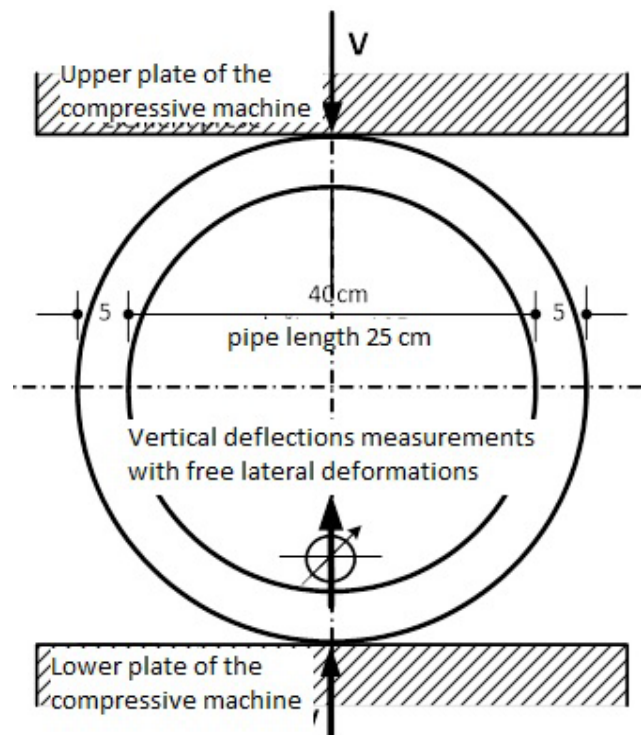


Figure 3. Investigations of the tubes with free lateral deflections – defining the function  $\Delta v(V)$

According to the investigation plan, force  $V$  was set to grow and reach maximum value of  $\max V = \max V_{\text{rac}} \cdot 0.25 = 45.5 \cdot 0.25 = 11.4 \text{ t} = 114 \text{ kN}$ . Nevertheless, as the force of  $V = 35 \text{ kN}$  was passed, deflections were more than  $30 \text{ mm}$  ( $\Delta v = 31.08 \text{ mm}$ ), so the further investigation was terminated at the level of  $V = 40 \text{ kN}$  and deflection of  $\Delta v = 42.23 \text{ mm}$ . The recorded function  $\Delta v(V)$  is shown in Table 3, while the Figure 4 illustrates the investigation setup.

Table 3. *Function  $\Delta v(V)$  obtained during the investigation with free lateral deflections*

V(kN)	0	5	10	15	20	25	30	35	40
$\Delta v$ (mm)	0.00	2.13	5.12	8.56	12.30	17.01	23.05	31.08	42.23

Note: Values  $\Delta v$  (mm) have been obtained as the average of two measurements.



Figure 4. *One of the photographs taken at the course of the investigations*

### 2.3.2. The investigation of the tube with limited lateral deflections

The second setup investigation was conducted on the 25 cm long sample, with limited lateral deflections, according to the disposition shown on Figure 5. The limitation was constructed as a rigid frame, consisting of two "U" shaped steel profiles connected through the inner space of the tube by two steel rods (studs). The force-controlled load  $V$  was applied, while the vertical deflections  $\Delta_v$  were measured during the process. Also, in order to provide an insight in lateral pressure, two strain gauges with 10 mm bases were used.

Table 4 contains values of  $\Delta_v$  and  $V$ , obtained during this investigation. As it can be seen, the investigation was terminated at the level of 107 kN – which was very close to the limit for the maximum allowed deflection  $\max \Delta_v$  of 30 mm.

Table 4. *Function  $\Delta v(V)$  obtained during the investigation with free lateral deflections*

V (kN)	0	10	20	30	40	50	60	70	80	90	100	107
$\Delta v$ (mm)	0	6.14	8.08	9.65	11.22	12.74	14.43	16.31	18.79	21.75	26.23	28.78

Note: Values  $\Delta v$  (mm) have been obtained as the average of two measurements.

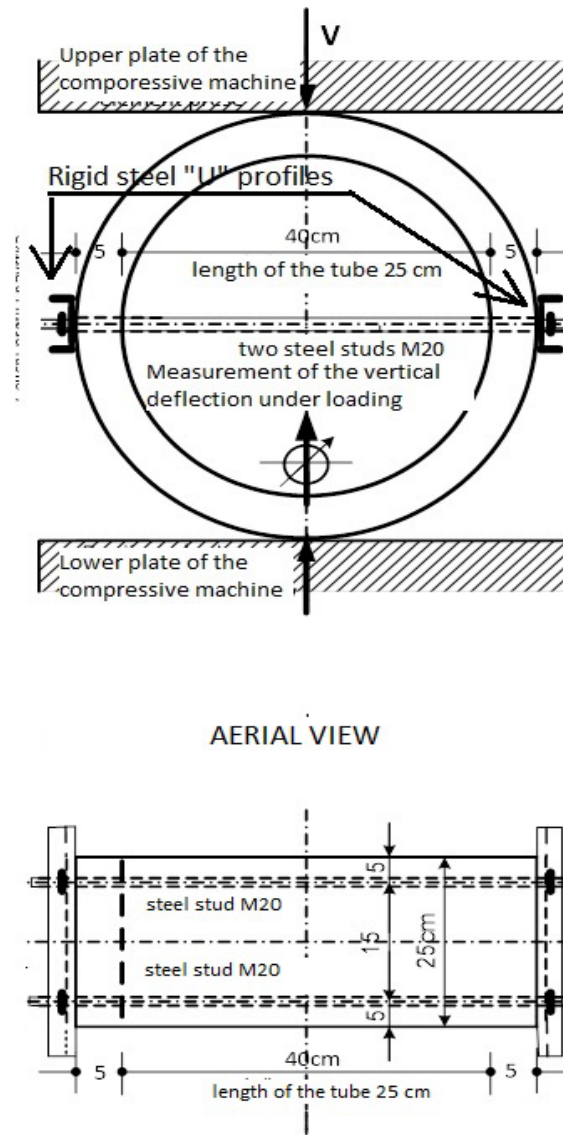


Figure 5. Disposition of the investigation of tube with limited lateral deflections

A graphical representation of the obtained function  $\Delta v(V)$  is given in Figure 6.

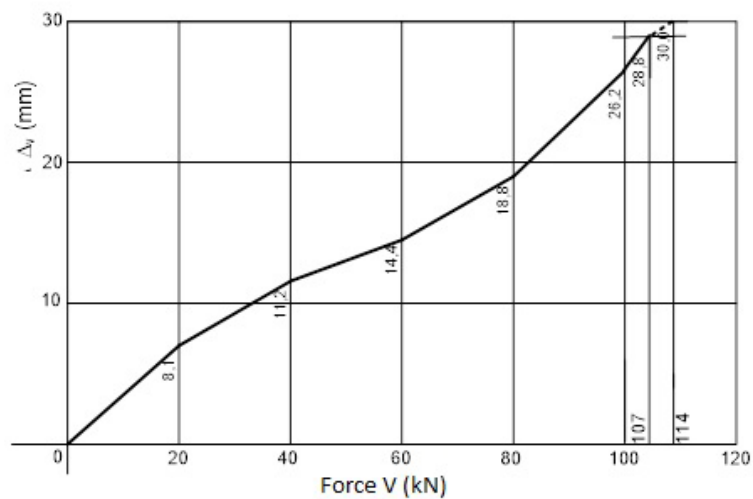


Figure 6. The obtained function  $\Delta v(V)$  for the disposition with limited lateral deflections

Based on the measurements made by strain gauges, the lateral deflection at the highest force was  $\max\Delta h = 0.625/2 = 0.3225 \text{ mm} = 0.03225 \text{ cm}$ . Figure 7 shows the course of the investigation with substantial change in geometry of the investigated tubes.



Figure 7. *The photographs made during the investigation of the tubes with limited lateral deflections*

### 3. CONCLUSIONS

The constant progress in materials enables new areas of applications with respect to the good engineering practice, economic analysis and scientific research. In boundary cases, where the suitability of the materials is in question, a wide range of investigations are needed to complement the usual standard procedures, in order to ensure specific applications and provide proper data to the responsible personnel. Having in mind the fact that many properties, including mechanical given in the table 1 were not tested according to the agreement with the user, it was concluded as follows:

- the investigated tubes had required geometry, while their material had appropriate density, tensile and compressive strengths, in accordance with this kind of HDPE;
- a maximum vertical deflection of 30 mm which relates to the 6% of the tube's deformation, was reached under load conditions of  $45.5 \cdot 2.0 = 91.0 \text{ t / m}^2 = 910 \text{ kPa}$ ;
- the stated deflection was achieved by testing a sample under the conditions of limited lateral deflection, which simulates the conservative loading case represented by linearly applied loading, while the real exploitation conditions are when the tube is expected to be surrounded (both vertically and laterally) by a tailing material, with density of  $2000 \text{ kg/m}^3$ , as distributed loading over the external tube surface.

Although the positive results obtained in these investigations enable the use of the specific HDPE tubes satisfying testing conditions, a number of challenges regarding the proper installation, handle, connection and system maintenance still remain, and have to be correctly addressed to provide confidence in this solution.

**LITERATURE**

- [1] M. Muravl'jov, Građevinski materijali. Beograd: Građevinska knjiga, 2011, pp. 587
- [2] C. J. Rhodes, "Plastic Pollution and Potential Solutions," Science Progress, vol. 101 (3), 2018, pp. 207-260
- [3] "Plastics: The Facts 2019" Plastics Europe. [On-line]. 42. Available: [https://www.plasticseurope.org/application/files/1115/7236/4388/FINAL\\_web\\_version\\_Plastics\\_the\\_facts2019\\_14102019.pdf](https://www.plasticseurope.org/application/files/1115/7236/4388/FINAL_web_version_Plastics_the_facts2019_14102019.pdf), [May 8, 2020]
- [4] <https://www.plasticsinsight.com/resin-intelligence/resin-prices/hdpe/>, [May 8, 2020]
- [5] BS 4962 "Specification for plastics pipes and fittings for use as subsoil field drains," Standard 1989.
- [6] SRPS EN 10204 "Metallic products - Types of inspection documents," Standard 2018.
- [7] BS EN 744 "Plastics piping and ducting systems. Thermoplastics pipes. Test method for resistance to external blows by the round-the-clock method," Standard 1996.
- [8] EN ISO 13259 "Thermoplastics piping systems for underground non-pressure applications — Test method for leaktightness of elastomeric sealing ring type joints," Standard 2010.
- [9] ATV-DVWK-A 127E "Static Calculation of Drains and Sewers," Standard 2000.